

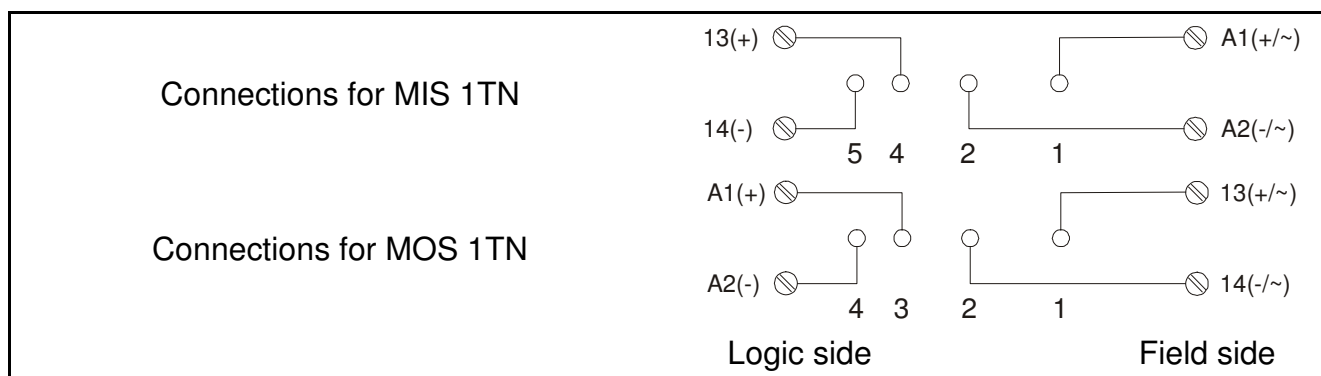
MIS 1TN, MOS 1TN

Mounting socket for SL-relays with test points

Main features

- MIS 1TN for SL-series plug-in input relays
- MOS 1TN for SL-series plug-in output relays
- cULus Listed, CE (LVD)

Connection diagrams



Specifications

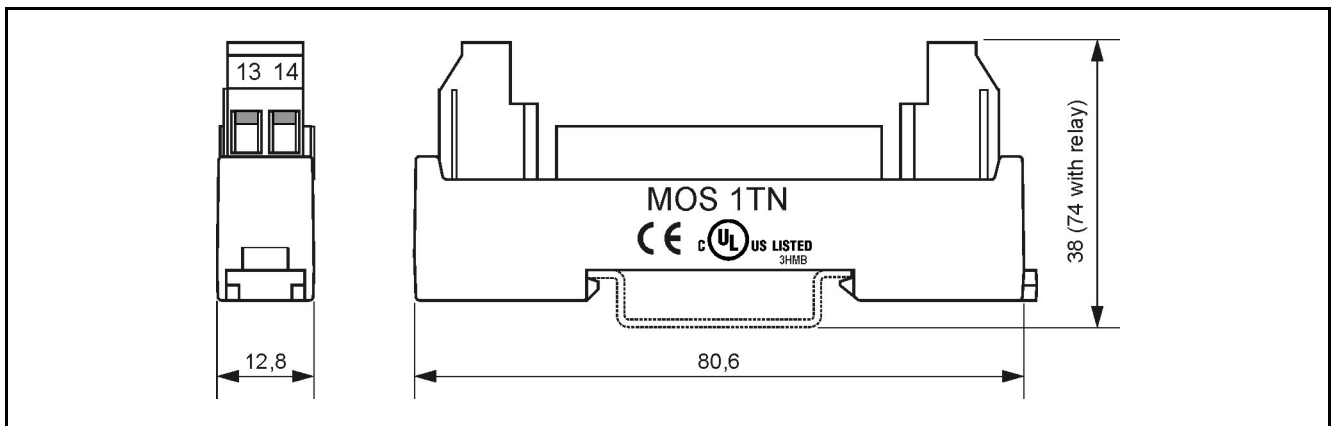
| | | | |
|----------------------------|---------|--|---------|
| Breakdown voltage I/O | minimum | 4600 | VAC rms |
| Air/creepage distances I/O | minimum | 8 | mm |
| Voltage, input and output | nominal | 250 | VAC/DC |
| Screw terminals: | | | |
| MIS 1TN, MOS 1TN | | MKDSP3/2 (Phoenix Contact) | |
| Torque | range | 0,5...0,6 | Nm |
| Solid wire | maximum | 4 mm ² (AWG 12) (range 12...24 AWG) | |
| Stranded | maximum | 2,5 mm ² (AWG 14) (range 14...24 AWG) | |
| Contacts: | | | |
| Current | maximum | 6,3 | A rms |
| Materials: | | | |
| Relay base | PBT | UL 94V-0 | |
| DIN-rail socket | ABS/PC | UL 94V-0 | |
| Weight | typical | 22 | g |
| Temperature range: | | | |
| Storage | range | -40...+70 | °C |
| Operation | range | -25...+70 | °C |

Assembling

Can be assembled to standard 35 mm DIN-rail. Use proper tool size to tighten the screws. Use 60/75 °C copper wire only. Over-torquing may cause screw terminal breakage.



Assembling density and loading of the relays depend on the relay type and ambient conditions.

Mechanical dimensions



Illustrated is MOS 1TN (dimensions in mm).

Approvals

| | |
|---|---|
|  | Certificate: E162828 |
|  | Fulfils requirements of the low voltage directive (LVD) 2006/95/EC. |

Guarantee

These mounting sockets made by Delcon Oy are guaranteed free from design and manufacturing defects for a period of 10 years from the manufacturing date. The guarantee liability is limited to replacement of defective material and related shipping charges. Defective products must be returned to the manufacturer for evaluation. This guarantee does not cover damage due to incorrect use or electrical overload.